

New from ABH

6700 SERIES

PUSH-PULL TRIM FOR MORTISE LOCKS



- ✓ **Non-handed** (except for engraved models).
- ✓ **Push/pull sides can be mounted with the handles up, down or horizontal.** *When cylinders are used, only down or horizontal handles can be used. Please see Note 2 below.*
- ✓ **No modification required on standard mortise lock preparation.**
- ✓ **Compact non-handed covers provide maximum clearance between the handle and door for easy operation in any application.**
- ✓ **UL classified.**
- ✓ **Available in BHMA finishes.**
- ✓ **Meets ADA requirements.**

NOTES:

1. ABH does not provide mortise locks and cylinders.
2. When **cylinders** are used, the handles **must** be mounted in the **down or horizontal positions** on the cylinder side. When a thumb turn is used, **horizontal** mounting is required (or use "J" series).
3. Please call us for trim fit for other manufacturers of mortise locks, or for special applications.
4. When ordering **engraved** models, add the letter **P** after the numbers shown below and designate mounting.
5. Must use mortise lock for knob trim Do **not** use mortise lock for lever handle.

Fit for all major brands

ARROW
BEST
CORBIN
RUSSWIN
FALCON
SCHLAGE
YALE
SARGENT
MARKS
PDQ

| ABH Model # | Used for (Other Manufacturer) |
|-------------|-------------------------------|
| 6710 | Best, Falcon , Marks |
| 6720 | Schlage |
| 6730 | Yale |
| 6740 | Corbin/Russwin |
| 6750 | Sargent |
| 6760 | PDQ |
| 6770 | Arrow |

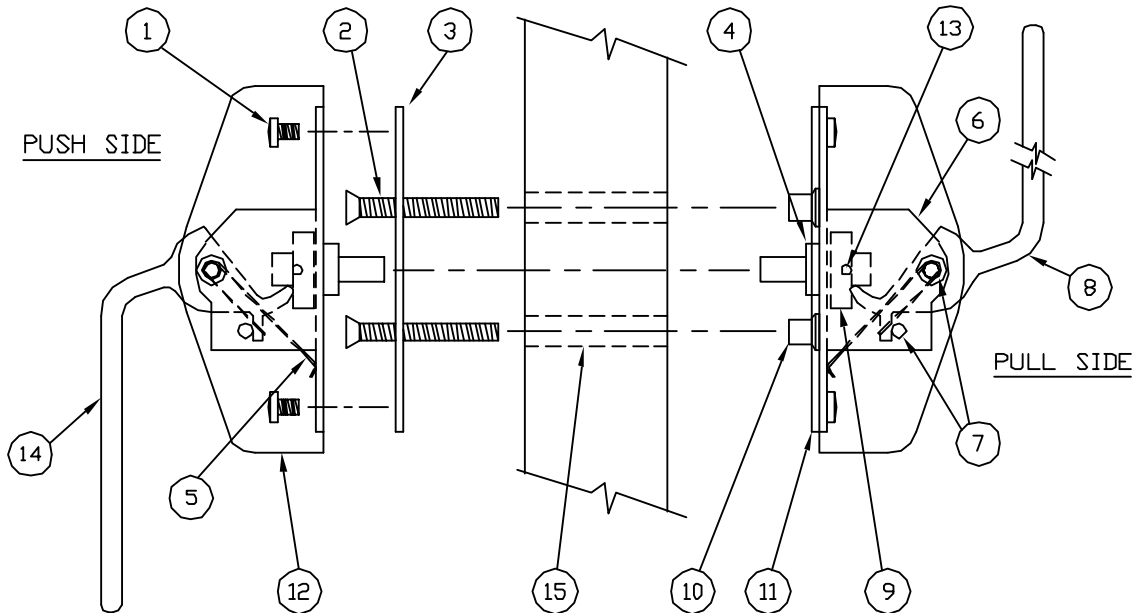
ABH is a trademark of Architectural Builders Hardware Manufacturing, Inc. Arrow, Best, Corbin, Russwin, Falcon, Marks, Schlage, Yale, PDQ, and Sargent brand names are trademarks or registered trademarks of their respective companies.

Made in USA


ABH®

6700 SERIES PUSH/PULL TRIM
FOR MORTISE LOCK

 US
CLASSIFIED

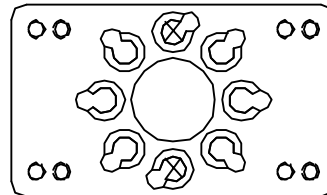


USED ON MORTISE
LOCK THRU HOLE
IF APPLIED



VERTICAL MOUNT

PULL SIDE
ADAPTER PLATE



HORIZONTAL MOUNT

 SEX NUT BOLT (ITEM 10) POSITIONS

PULL SIDE HANDLE SHIPPED FROM FACTORY WITH ADAPTER PLATE
ASSEMBLED FOR VERTICAL MOUNTING

| ITEM | QTY | PART | ITEM | QTY | PART |
|------|-----|---------------------------|------|-----|-------------------------------|
| 1 | 8 | 10-32 X 1/4" PAN HD. M.S. | 9 | 2 | CAM ASSEMBLY |
| 2 | 2 | 12-24 x 1-7/8" F.H.M.S. | 10 | 2 | 12-24 LOCK NUT |
| 3 | 1 | PUSH SIDE ADAPTER PLATE | 11 | 1 | PULL SIDE ADAPTER PLATE |
| 4 | 2EA | WASHERS & C-RING | 12 | 2 | COVER |
| 5 | 2 | SPRING | 13 | 4 | 8-32 X 3/8" F.H.M.S. |
| 6 | 2 | MOUNTING BRACKET | 14 | 1 | PUSH SIDE HANDLE |
| 7 | 4EA | HANDLE SHAFT & COTTER PIN | 15 | 2 | PLASTIC TUBING (WHEN APPLIED) |
| 8 | 1 | PULL SIDE HANDLE | | | |

ABH[®]